








# MRRWG Asian Carp eDNA Surveillance

## December 14<sup>th</sup>, 2010 Status Map


### Recent Samples as of November 15<sup>th</sup>, 2010

#### Start of Sampling: October 6<sup>th</sup>, 2010

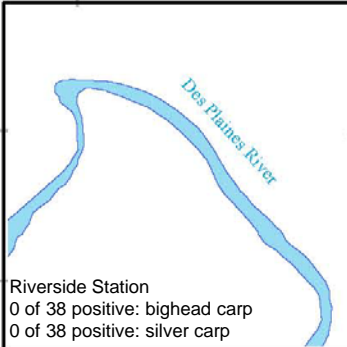
### eDNA Sample Points

-  Negative
-  Nov 15, 2010 Positive – Silver carp
-  Nov 15, 2010 Positive – Bighead carp
-  Fall 2010 Positive – Silver carp
-  Fall 2010 Positive – Bighead carp
-  Fall 2010 Positive – Both Species
-  Areas of Asian carp eDNA positives Aug 2009 – June 2010

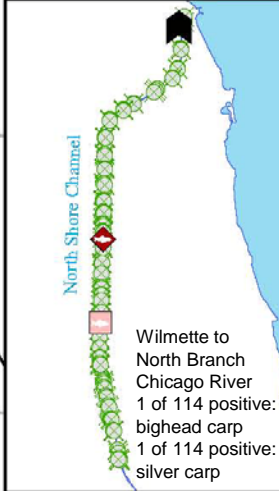
**Columbia Woods Station**  
 1 of 38 positive: bighead carp  
 0 of 38 positive: silver carp



**Riverside Station**  
 0 of 38 positive: bighead carp  
 0 of 38 positive: silver carp



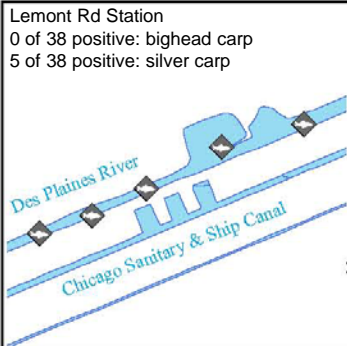
**Wilmette to North Branch Chicago River**  
 1 of 114 positive: bighead carp  
 1 of 114 positive: silver carp



**Wilmette Pumping Station**



**Lemont Rd Station**  
 0 of 38 positive: bighead carp  
 5 of 38 positive: silver carp



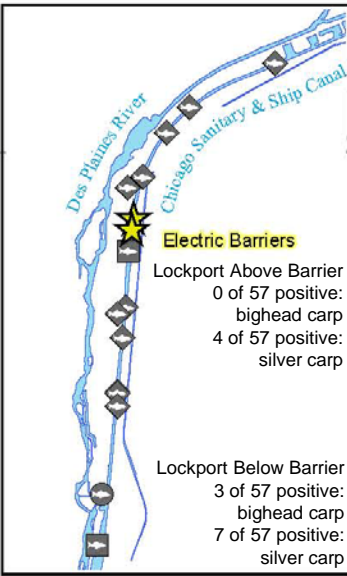
**Chicago Lock to Bubbly Creek**  
 1 of 114 positive: bighead carp  
 0 of 114 positive: silver carp



**Electric Barriers**

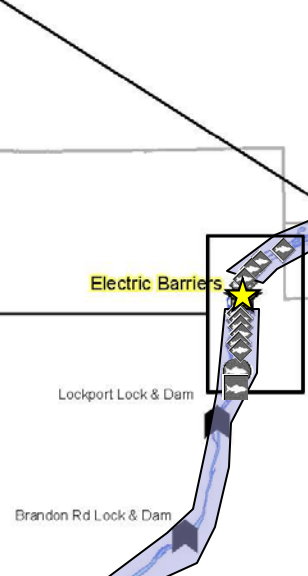
**Lockport Above Barrier**  
 0 of 57 positive: bighead carp  
 4 of 57 positive: silver carp

**Lockport Below Barrier**  
 3 of 57 positive: bighead carp  
 7 of 57 positive: silver carp

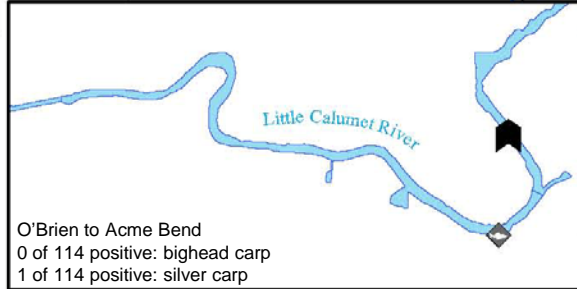


**Lockport Lock & Dam**

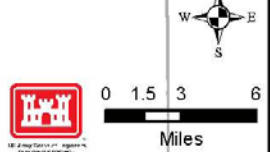
**Brandon Rd Lock & Dam**



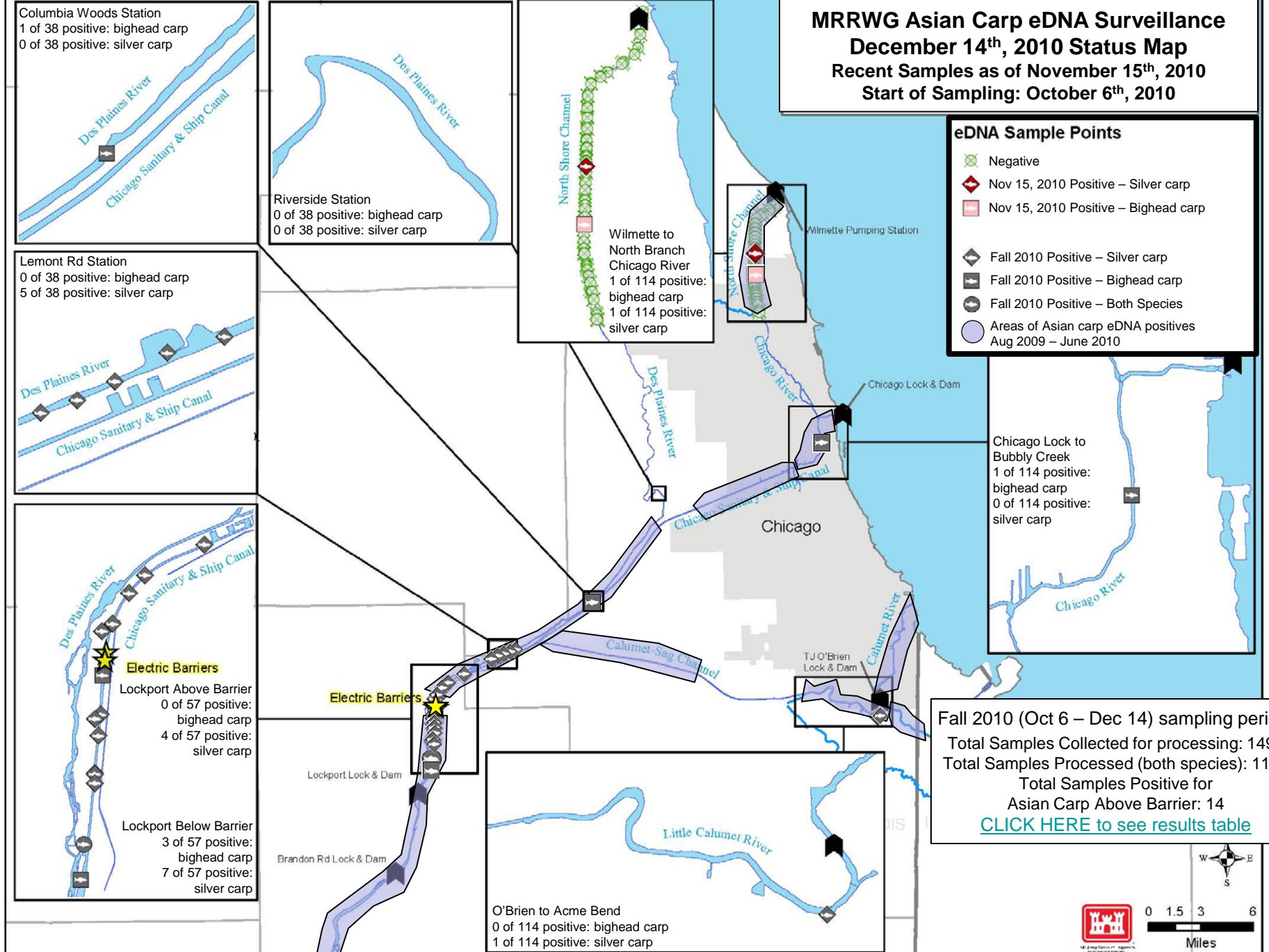
**O'Brien to Acme Bend**  
 0 of 114 positive: bighead carp  
 1 of 114 positive: silver carp



Fall 2010 (Oct 6 – Dec 14) sampling period:  
 Total Samples Collected for processing: 1498  
 Total Samples Processed (both species): 1140  
 Total Samples Positive for Asian Carp Above Barrier: 14  
[CLICK HERE to see results table](#)



Miles



# MRRWG Asian Carp eDNA Monitoring Results Above Barrier (2010)

Location	Samples Collected	Silver Carp		Bighead Carp		Asian Carp		Need to Process	
		Neg	Pos	Neg	Pos	Proc	Not Proc	Silver	Bighead
Des Plaines River (Riverside Station)	38	38	0	38	0	76	0	0	0
Des Plaines River (Columbia Woods Station)	38	38	0	37	1	76	0	0	0
Des Plaines River (Lemont Road Station)	38	33	5	38	0	76	0	0	0
LPA Lockport Pool Above Barrier (RM 296.2 to RM 300.6)	102	53	4	57	0	114	90	45	45
Chicago Lock to Bubbly Creek (Chicago Lock to RM 321.8)	114	114	0	113	1	228	0	0	0
O'Brien Lock to Acme Bend on Little Calumet North Leg (O'Brien Lock to RM 320.0)	114	113	1	114	0	228	0	0	0
Wilmette Pump to North Branch Chicago River (Wilmette Pump to RM 333.4)	114	113	1	113	1	228	0	0	0
Chicago Sanitary & Ship Canal (RM 300.6 to RM 304)	76					0	152	76	76
<b>Total</b>	<b>634</b>	<b>502</b>	<b>11</b>	<b>510</b>	<b>3</b>	<b>1026</b>	<b>242</b>	<b>121</b>	<b>121</b>

•Highlighted row shows most recent positive detection (11/15/2010)

# USACE Asian Carp eDNA Monitoring Results Below Barrier (2010)

Location	Samples Collected	Silver Carp		Bighead Carp		Asian Carp		Need to Process	
		Neg	Pos	Neg	Pos	Proc	Not Proc	Silver	Bighead
LPB Lockport Pool Below Barrier (RM 291.0 to RM 296.2)	115	50	7	54	3	114	116	58	58
<b>Total</b>	<b>115</b>	<b>50</b>	<b>7</b>	<b>54</b>	<b>3</b>	<b>114</b>	<b>116</b>	<b>58</b>	<b>58</b>

As of 14 December 2010